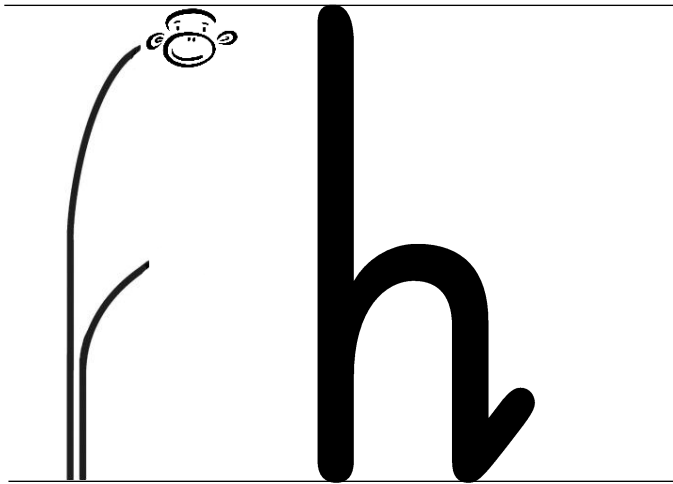


# h Kinetic Letters®

Jumper Family

h n m r b p



Down-bump.  
Back up.  
Push over.  
Down-bump.  
Flick.

*Practise the letter on the lines below, starting by the tree.*

Three sets of handwriting practice lines. Each set consists of three horizontal lines. The first set has a tree and monkey on the left. The second and third sets have a tree and monkey on the left. The fourth set is empty.


This sheet may be copied by the School for the sole purpose of home use by pupils in the School.

© Kinetic Letters® 2022

# Kinetic Letters®

Jumper Family

h n m r b p



Down-bump.  
Back up.  
Push over.  
Down-bump.  
Flick.

*Practise the letter on the lines below, starting by the tree.*

Three sets of handwriting practice lines. Each set consists of three horizontal lines. The first set has a monkey on a tree branch on the left side. The second and third sets have a small monkey on a tree branch on the left side. The rest of the lines are blank for practice.


This sheet may be copied by the School for the sole purpose of home use by pupils in the School.

© Kinetic Letters® 2022

# h Kinetic Letters®

## Jumper Family

h n m r b p



*Practise the letter on the lines below, starting by the tree.*

Down-bump.  
Back up.  
Push over.  
Down-bump.  
Back up.  
Push over.  
Down-bump.  
Flick.


Three sets of handwriting practice lines. Each set consists of a top line, a middle line, and a bottom line. The first set includes a small tree and monkey illustration on the left side, identical to the one in the main illustration. The second and third sets are blank.

This sheet may be copied by the School for the sole purpose of home use by pupils in the School.

# r Kinetic Letters®


Jumper Family

h n m r b p



Down-bump.  
Back up.  
Push over.

*Practise the letter on the lines below, starting by the tree.*



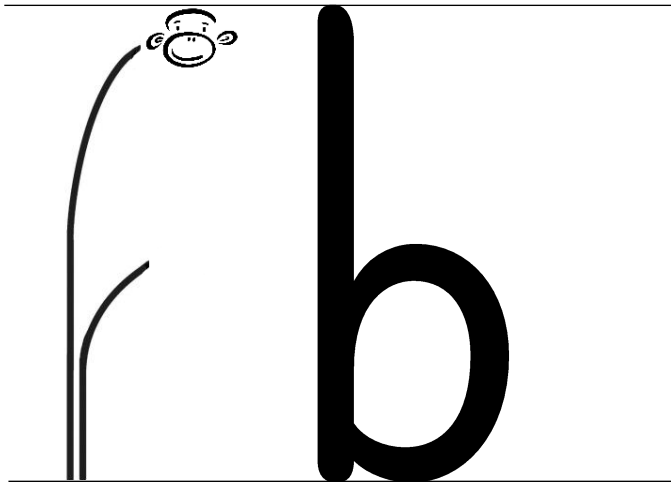
This sheet may be copied by the School for the sole purpose of home use by pupils in the School.

© Kinetic Letters® 2022

# kinetic Letters®

## Jumper Family

h n m r b p



Down-bump.

Back up.

Push over.

Pull in (along the ground  
and hug the tree).

*Practise the letter on the lines below, starting by the tree.*

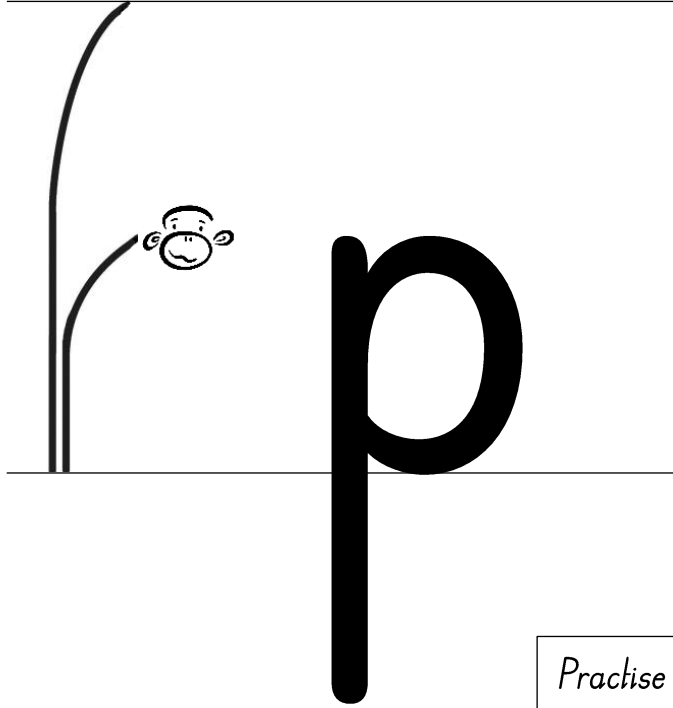
Three sets of handwriting practice lines. Each set consists of a top line, a middle line, and a bottom line. The first set has a tree illustration on the left with a monkey on a branch. The second and third sets also have a tree illustration on the left, but the monkey is smaller and positioned lower on the branch. The remaining two sets of lines are empty.

This sheet may be copied by the School for the sole purpose of home use by pupils in the School.

# fr Kinetic Letters®


Jumper Family

h n m r b p



Down, on-down.  
Back up.  
Push (the cobwebs off).  
Pull in (and hug the tree).

*Practise the letter on the lines below,*

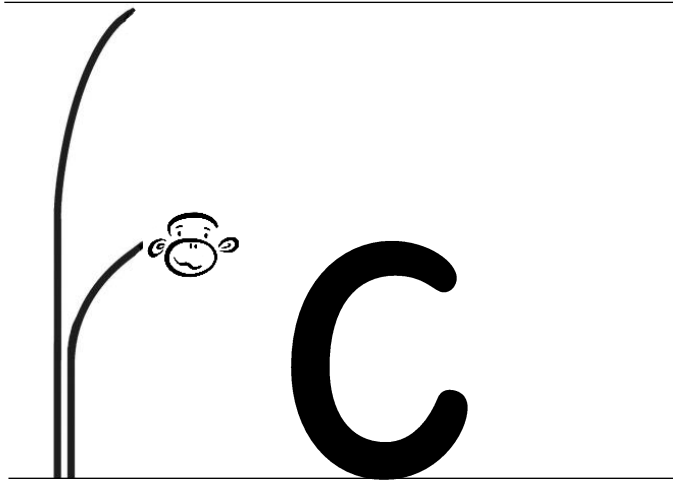


This sheet may be copied by the School for the sole purpose of home use by pupils in the School.

# Kinetic Letters®

Abacadabra Family

c o a d g s q



Pull around and  
Push (along the ground).

*Practise the letter on the lines below, starting by the tree.*




This sheet may be copied by the School for the sole purpose of home use by pupils in the School.

# Kinetic Letters®

Abracadabra Family

c o a d g s q



Pull around and  
Push (along the ground).

abracadabra

On round and Push a tiny line.

*Practise the letter on the lines below, starting by the tree.*




This sheet may be copied by the School for the sole purpose of home use by pupils in the School.

© Kinetic Letters® 2022

# Kinetic Letters®

Abracadabra Family

c o a d g s q



Pull around and  
Push (along the ground).

abracadabra

Up (like a helicopter).

Down-bump.

Flick.

*Practise the letter on the lines below, starting by the tree.*

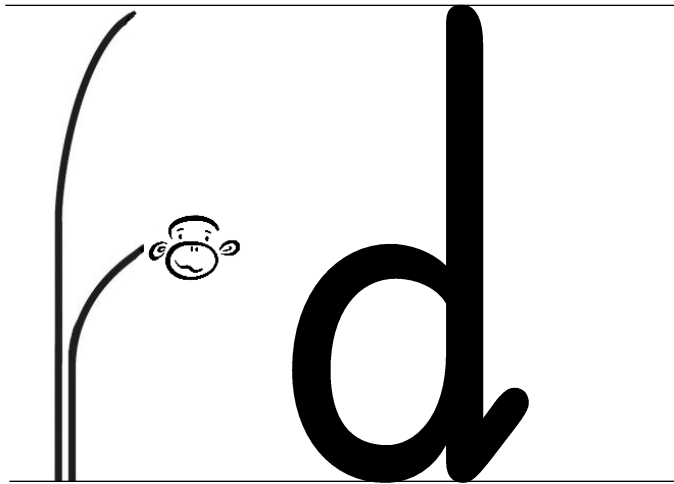


This sheet may be copied by the School for the sole purpose of home use by pupils in the School.

# Kinetic Letters®

Abracadabra Family

c o a d g s q



Pull around and  
Push (along the ground).

abracadabra

Up, on-up.

Down-bump.

Flick.

*Practise the letter on the lines below, starting by the tree.*




This sheet may be copied by the School for the sole purpose of home use by pupils in the School.

© Kinetic Letters® 2022

# lr Kinetic Letters®

Abracadabra Family

c o a d g s q




Pull around and  
Push (along the ground).

abracadabra

Up.  
Down, on-down and  
Pull around (to catch the fish).

*Practise the letter on the lines below, starting by the tree.*




This sheet may be copied by the School for the sole purpose of home use by pupils in the School.

© Kinetic Letters® 2022

# Kinetic Letters®

Abracadabra Family

c o a d g s q



Pull around and  
Push.

abracadabra

Pull back (along the ground).

*Practise the letter on the lines below, starting by the tree.*

Three sets of handwriting practice lines. Each set consists of a top line, a middle line, and a bottom line. The first set includes a small tree with a monkey hanging from a branch on the left side. The second and third sets also include a small tree with a monkey hanging from a branch on the left side. The lines are intended for practicing the letter 'S'.

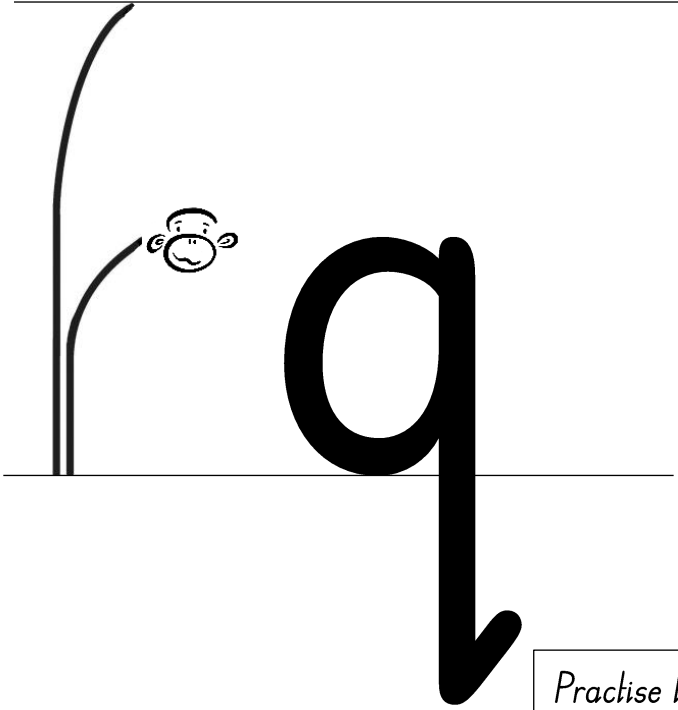
This sheet may be copied by the School for the sole purpose of home use by pupils in the School.

© Kinetic Letters® 2022

# lr Kinetic Letters®

Abacadabra Family

c o a d g s q

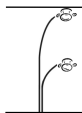



Pull around and  
Push (along the ground).

abracadabra

Up.  
Down, on-down and  
Flick (out the leaves).

*Practise the letter on the lines below, starting by the tree.*



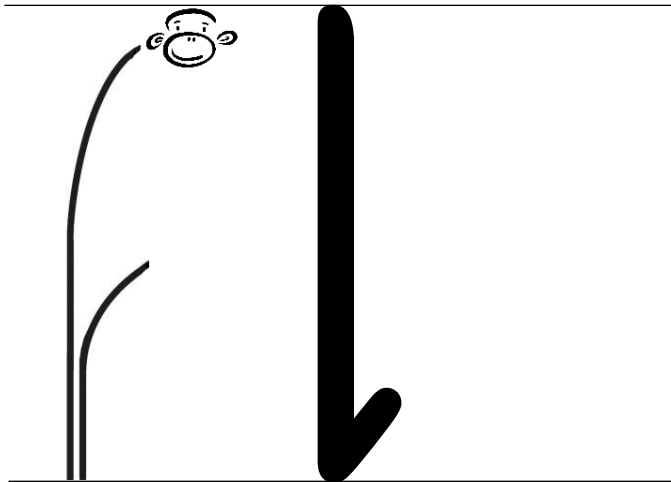
This sheet may be copied by the School for the  
sole purpose of home use by pupils in the School.

© Kinetic Letters® 2022

# Kinetic Letters®

Window Cleaner Family

l t i u



Down-bump.  
Flick (the water off).

*Practise the letter on the lines below, starting by the tree.*

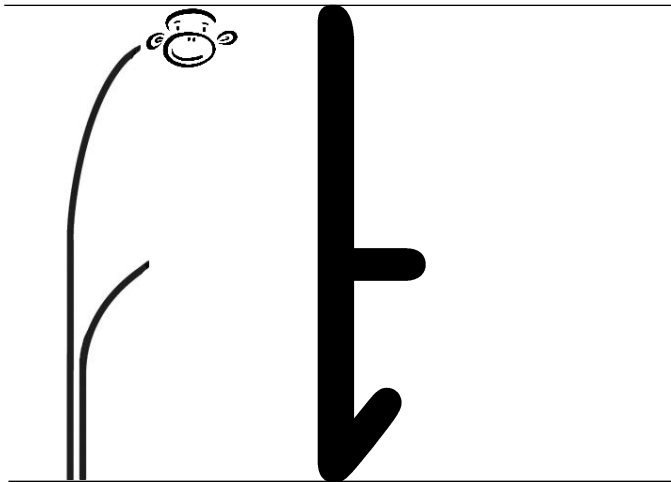


This sheet may be copied by the School for the sole purpose of home use by pupils in the School.

# Kinetic Letters®

Window Cleaner Family

l t i u



Down-bump.  
Flick (the water off).  
-pen off-  
Push a line across.

Practise the letter on the lines below, starting by the tree.

Handwriting practice lines. Each line starts with a small tree branch and monkey head on the left, followed by a horizontal line for writing. There are three such sets of lines, followed by two more empty horizontal lines.


This sheet may be copied by the School for the sole purpose of home use by pupils in the School.

© Kinetic Letters® 2022

# Kinetic Letters®

Window Cleaner Family

l t i u



Down-bump.  
Flick (the water off).  
-pen off-  
Put on a dot.

*Practise the letter on the lines below, starting by the tree.*


Three sets of handwriting practice lines. Each set consists of a top line, a middle line, and a bottom line. The first set has a small tree-like character on the left side of the top line. The second set has a smaller tree-like character on the left side of the top line. The third set has a very small tree-like character on the left side of the top line. The lines are intended for practicing the letter 'i'.

This sheet may be copied by the School for the sole purpose of home use by pupils in the School.

# Kinetic Letters®

Window Cleaner Family

l t i u



Down.  
Push (along the ground).  
Up.  
Down-bump.  
Flick (the water off).


*Practise the letter on the lines below, starting by the tree.*

Three sets of handwriting practice lines. Each set consists of a top line, a middle line, and a bottom line. The first set has a monkey on a branch at the top left. The second and third sets have a monkey on a branch at the top left.

This sheet may be copied by the School for the sole purpose of home use by pupils in the School.

# Kinetic Letters®

Special squirter e



Push across.

Up.

Pull around and

Push (along the ground).

*Practise the letter on the lines below, starting by the tree.*




This sheet may be copied by the School for the sole purpose of home use by pupils in the School.

# Kinetic Letters®


Fisher Family

j g f y



Down, on-down and  
Pull around (to catch the fish).  
-pen off-  
Put on a dot.

Practise the letter on the lines below, starting by the tree.




This sheet may be copied by the School for the  
sole purpose of home use by pupils in the School.

© Kinetic Letters® 2022

# Kinetic Letters®

Fisher Family j g f y





Pull around and  
Push (along the ground).

abracadabra

Up.  
Down, on-down and  
Pull around (to catch the fish).

*Practise the letter on the lines below, starting by the tree.*




This sheet may be copied by the School for the  
sole purpose of home use by pupils in the School.

© Kinetic Letters® 2022

# f Kinetic Letters®

Fisher Family j g f y



Pull around.

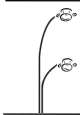

Down, on-down and

Pull around (to catch the fish).

-pen off-

Push a line across.


*Practise the letter on the lines below, starting by the tree.*



This sheet may be copied by the School for the sole purpose of home use by pupils in the School.

# lr Kinetic Letters®

Fisher Family j g f y



Down.


Push (along the ground).

Up.

Down, on-down and

Pull around (to catch the fish).

*Practise the letter on the lines below, starting by the tree.*

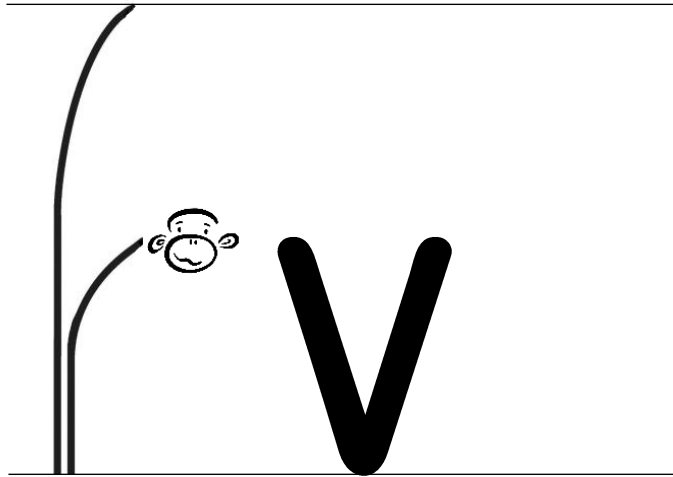


This sheet may be copied by the School for the sole purpose of home use by pupils in the School.

© Kinetic Letters® 2022

# Kinetic Letters®

Slider Family v w x z k



Slide down.  
Slide up.

*Practise the letter on the lines below, starting by the tree.*

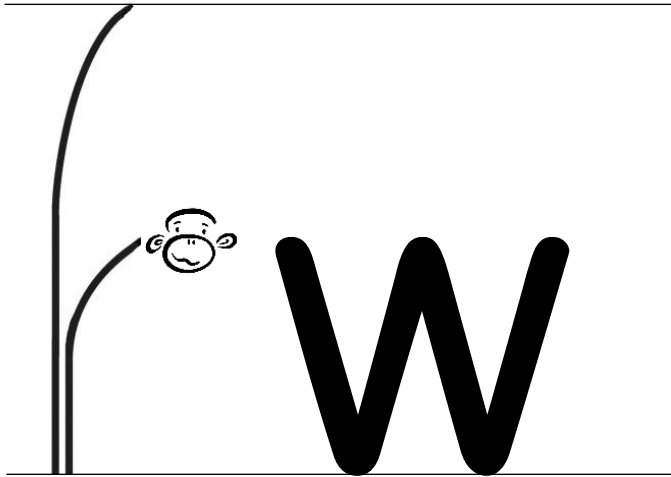
Three sets of handwriting practice lines. Each set consists of a top line, a middle line, and a bottom line. The first set has a monkey on a tree branch at the top left. The second and third sets have a monkey on a tree branch at the top left. The lines are intended for practicing the letter 'v'.

This sheet may be copied by the School for the sole purpose of home use by pupils in the School.

© Kinetic Letters® 2022

# Kinetic Letters®

Slider Family v w x z k



Slide down.  
Slide up.  
Slide down.  
Slide up.

*Practise the letter on the lines below, starting by the tree.*


Three sets of handwriting practice lines. Each set consists of a top line, a middle line, and a bottom line. The first set includes a small tree and monkey illustration on the left side of the top line. The second and third sets are blank.

This sheet may be copied by the School for the sole purpose of home use by pupils in the School.

© Kinetic Letters® 2022

# fr Kinetic Letters®

Slider Family v w x z k



Slide down.  
-pen off-  
Slide down.

*Practise the letter on the lines below, starting by the tree.*

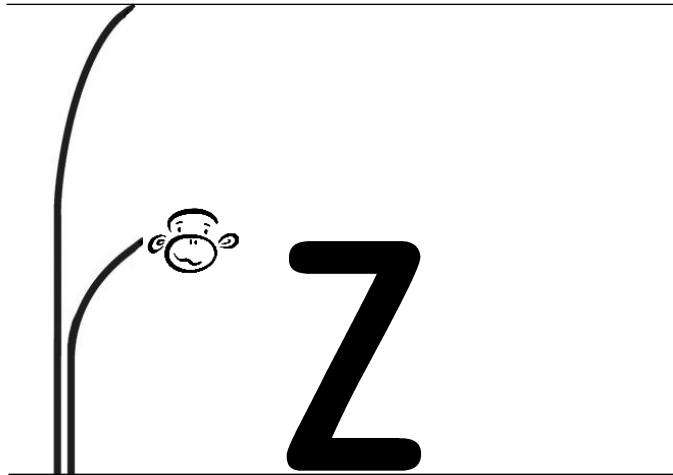
Three sets of horizontal lines for handwriting practice. Each set begins with a tree trunk and monkey face illustration on the left side, serving as a starting point for writing the letter 'x'.

This sheet may be copied by the School for the sole purpose of home use by pupils in the School.

© Kinetic Letters® 2022

# Kinetic Letters®

Slider Family v w x z k



Push across.  
Slide down.  
Push across.

*Practise the letter on the lines below, starting by the tree.*

Three sets of handwriting practice lines. Each set consists of a top line, a middle line, and a bottom line. The first set includes a small tree and monkey illustration on the left side of the top line. The second and third sets also include a small tree and monkey illustration on the left side of the top line. The lines are intended for practicing the letter 'Z'.

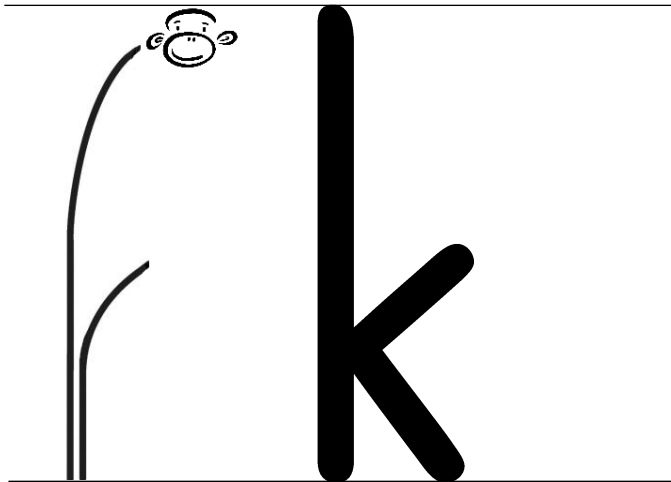
This sheet may be copied by the School for the sole purpose of home use by pupils in the School.

© Kinetic Letters® 2022

# k Kinetic Letters®

Slider Family

v w x z k



Down-bump.  
-pen off-  
Slide in.  
Slide out.

Practise the letter on the lines below, starting by the tree.

Three sets of handwriting practice lines. Each set consists of three horizontal lines (top, middle, bottom). The first set includes a small tree branch with a monkey on the top line, curving down to the middle line, and ending at the top of the letter 'k'.

This sheet may be copied by the School for the sole purpose of home use by pupils in the School.

© Kinetic Letters® 2022