

Parable of the Lost Coin


Luke 15: 1-3, 8-10



The Parable of the Lost Coin

1. The tax collectors and sinners were all drawing near to listen to him,
2. but the Pharisees and scribes began to complain, saying, “This man welcomes sinners and eats with them.”
3. So to them he addressed this parable.
8. ... “What woman having ten coins and losing one would not light a lamp and sweep the house, searching carefully until she finds it?
9. And when she does find it, she calls together her friends and neighbors and says to them, ‘Rejoice with me because I have found the coin that I lost.’
10. In just the same way, I tell you, there will be rejoicing among the angels of God over one sinner who repents.”

The Pharisees and scribes don't like that Jesus eats with sinners.




So, Jesus tells a story about a coin.



“A woman had ten coins.”

1... 2... 3... 4... 5... 6... 7... 8... 9... 10!




“She lost one.”




“She lit a lamp to look for it.”




“She used a broom to sweep.”




“She found it!”



“She was so happy, she told all her friends to celebrate!”



“Like her, the angels are just as happy when a sinner loves God again!”



I can find God's love, too!



Thank you, God, for finding me.

Help me to come back to you when I sin.

Today, I will try to be better at _____.

I'll celebrate Your love by _____!

Thank you for looking for me when I am lost.

I am so happy to be with you again!

Amen.

Notes for Teachers:

- Before the lesson:
 - Introduce the following words:
 - Pharisees and scribes - People who made sure everyone followed the rules, but thought they were better than everyone else
 - Sinner – someone who breaks one of God’s rules. Explain that it’s like they’ve been “lost” because God can’t get as close to them anymore.
 - Show the students 10 coins. (Note: The story references drachmas, a Greek coin that usually paid about a day’s labor.) Use quarters, silver dollars, or coins from another country if possible to make them seem worth a lot to the kids. Ask them what they would do if they lost one. Where would they look? How long would they keep looking? What would they do if they found it?
 - Explain that in the story, a woman loses a coin. She shows us what God does to find lost sinners.
- After reading:
 - Ask the students to retell the story.
 - Talk about lost items. Have the students ever lost something and spent a long time looking for it? How did they feel when they found it? Did they celebrate?
 - Talk about sinners. How does God look for them? (Through other people, through Reconciliation, forgiving their sins, helping them follow His rules better, helping them apologize/make up for their sins). How does God feel when a sinner loves Him again? (So happy, he wants to celebrate). Who celebrates with God? (the angels; all of heaven)
 - Talk about ways we can celebrate God’s love. (Telling others, reading the Bible, praying, singing, dancing, enjoying God’s Creation)
 - Encourage students to fill in the blanks of the prayer. Pray the prayer together and encourage them to share what they wrote!

Optional Math Pairing: Adding to 10

- Give the students cups with 10 coins (can be real or fake). If they were to shake the coins out onto their desks (or floor – much less messy!), how many coins do they think will be heads and how many will be tails? Why?
- In this activity, students pour out the coins and record how many are heads and how many are tails. Use #1 of the card below. Return coins to the cup. The number of heads and tails add to 10 – ask the group to share the numbers they got that add to 10.
- Repeat the activity with the optional variation: The coins that land on tails have “turned their tail” on God! Only the coins that are “headed” back to God get to go back in the “Cup of God’s Love!” How many turns does it take to get to zero coins in the cup?

Luke 15:1-3, 8-10



God looks for me even when I sin. He celebrates with the angels when I come back to Him!

Name: _____

Luke 15:1-3, 8-10

- | | |
|-----------------|--------------|
| 1. Heads: _____ | Tails: _____ |
| 2. Heads: _____ | Tails: _____ |
| 3. Heads: _____ | Tails: _____ |
| 4. Heads: _____ | Tails: _____ |
| 5. Heads: _____ | Tails: _____ |
| 6. Heads: _____ | Tails: _____ |
| 7. Heads: _____ | Tails: _____ |
| 8. Heads: _____ | Tails: _____ |

Name: _____

Click the links below for other readers:

[*Jesus Heals*](#) in color

[*Jesus Heals*](#) in black and white

[*Jesus Heals Ten Lepers*](#)

[*Parable of the Mustard Seed*](#)

Thank you for downloading this product, and may
God bless you! ~ Ms. G

Copyright

This product and all its images are copyrights of ©Teach Like Miss G. These are intended for classroom use only, to be purchased by an educator and printed for their students' educational use. It is not to be sold in any way, shape, or form, including but not limited to online, physical copies, or to another individual. **Do not post this product, its components, or the images online in any way, including but not limited to classroom websites, emails, and blogs.** This product must only be used by the licensee, that is, the purchaser and **cannot be copied to share with another educator** unless that educator has purchased an additional license. Any use of this product or images other than its intended purpose is strictly prohibited.

If the purchaser wishes to share this product, they must use the following link only:
<https://www.teacherspayteachers.com/Store/Teach-Like-Miss-G>